

Synonym

CEACAM6,CD66c,CEAL,NCA

Source

Biotinylated Human CEACAM-6, Fc,Avitag(CE6-H82F6) is expressed from human 293 cells (HEK293). It contains AA Lys 35 - Gly 320 (Accession # [P40199-1](#)).

Predicted N-terminus: Lys 35

Molecular Characterization

CEACAM-6(Lys 35 - Gly 320) P40199-1	Fc(Pro 100 - Lys 330) P01857	Avi
--	---------------------------------	-----

This protein carries a human IgG1 Fc tag at the C-terminus, followed by an Avi tag (Avitag™).

The protein has a calculated MW of 59.3 kDa. The protein migrates as 80-100 kDa under reducing (R) condition (SDS-PAGE) due to glycosylation.

Labeling

Biotinylation of this product is performed using Avitag™ technology. Briefly, the single lysine residue in the Avitag is enzymatically labeled with biotin.

Protein Ratio

Passed as determined by the HABA assay / binding ELISA.

Purity

>95% as determined by SDS-PAGE.

>90% as determined by SEC-MALS.

Formulation

Lyophilized from 0.22 µm filtered solution in PBS, pH7.4 with trehalose as protectant.

Contact us for customized product form or formulation.

Reconstitution

Please see Certificate of Analysis for specific instructions.

For best performance, we strongly recommend you to follow the reconstitution protocol provided in the CoA.

Storage


For long term storage, the product should be stored at lyophilized state at -20°C or lower.

Please avoid repeated freeze-thaw cycles.

This product is stable after storage at:

- 20°C to -70°C for 12 months in lyophilized state;
- 70°C for 3 months under sterile conditions after reconstitution.

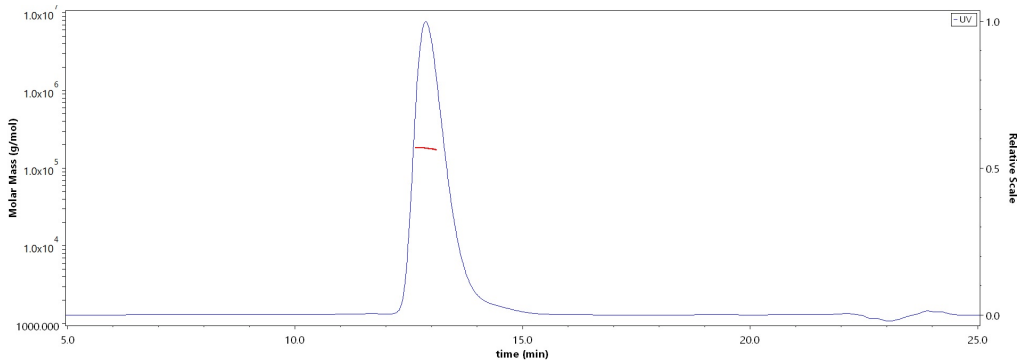
SDS-PAGE



Biotinylated Human CEACAM-6, Fc,Avitag on SDS-PAGE under reducing (R) condition. The gel was stained with Coomassie Blue. The purity of the protein is greater than 95%.

Bioactivity-ELISA

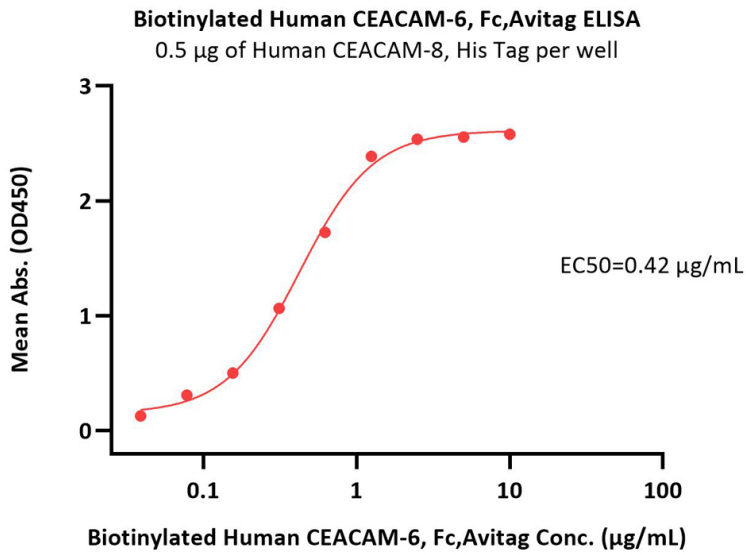
SEC-MALS



The purity of Biotinylated Human CEACAM-6, Fc,Avitag (Cat. No. CE6-H82F6) is more than 90% and the molecular weight of this protein is around 170-190 kDa verified by SEC-MALS.

[Report](#)





Immobilized Human CEACAM-8, His Tag (Cat. No. CE8-H5224) at 5 µg/mL (100 µL/well) can bind Biotinylated Human CEACAM-6, Fc,Avitag (Cat. No. CE6-H82F6) with a linear range of 0.039-1.25 µg/mL (QC tested).

Background

Carcinoembryonic antigen-related cell adhesion molecule 6 (non-specific cross reacting antigen) (CEACAM6) is also known as CD66c (Cluster of Differentiation 66c), CEAL, NCA, and is one of seven human CEACAM family members within the immunoglobulin superfamily. In humans, CEACAMs include type I transmembrane proteins (CEACAM1, CEACAM3, and CEACAM4) and GPI-linked molecules (CEACAM5 through CEACAM8). There is no human CEACAM2. CEACAM 6 contains one N-terminal V-type Ig-like domain (N domain), followed by two C2-type Ig-like domains. It shows considerable glycosylation, including (sialyl) LewisX, which mediates binding to E-selectin, galectins and some bacterial fimbriae. CEACAM-6 is expressed by granulocytes and their progenitors. It is also expressed by epithelia of various organs and is upregulated in pancreatic and colon adenocarcinomas, as well as hyperplastic polyps. Resistance to adhesion-related apoptosis in tumor cells is conferred in the condition of CEACAM6 overexpression.

Discounts, Gifts,
and more!

