

Synonym

TNFRSF4,OX40,CD134,OX40L receptor,ACT35,TXGP1L

Source

Human OX40, Fc Tag(OX0-H5255) is expressed from human 293 cells (HEK293). It contains AA Leu 29 - Ala 216 (Accession # [NP_003318](#)).
Predicted N-terminus: Leu 29

Molecular Characterization

OX40(Leu 29 - Ala 216) NP_003318	Fc(Pro 100 - Lys 330) P01857
-------------------------------------	---------------------------------

This protein carries a human IgG1 Fc tag at the C-terminus.
The protein has a calculated MW of 46.8 kDa. The protein migrates as 60-80 kDa when calibrated against [Star Ribbon Pre-stained Protein Marker](#) under reducing (R) condition (SDS-PAGE) due to glycosylation.

Endotoxin

Less than 1.0 EU per µg by the LAL method / rFC method.

Purity

>90% as determined by SDS-PAGE.

Formulation

Lyophilized from 0.22 µm filtered solution in PBS, pH7.4 with trehalose as protectant.

Contact us for customized product form or formulation.

Reconstitution

Please see Certificate of Analysis for specific instructions.
For best performance, we strongly recommend you to follow the reconstitution protocol provided in the CoA.

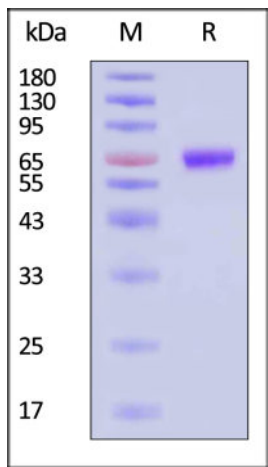
Storage

For long term storage, the product should be stored at lyophilized state at -20°C or lower.

Please avoid repeated freeze-thaw cycles.

- This product is stable after storage at:
- 20°C to -70°C for 12 months in lyophilized state;
 - 70°C for 3 months under sterile conditions after reconstitution.

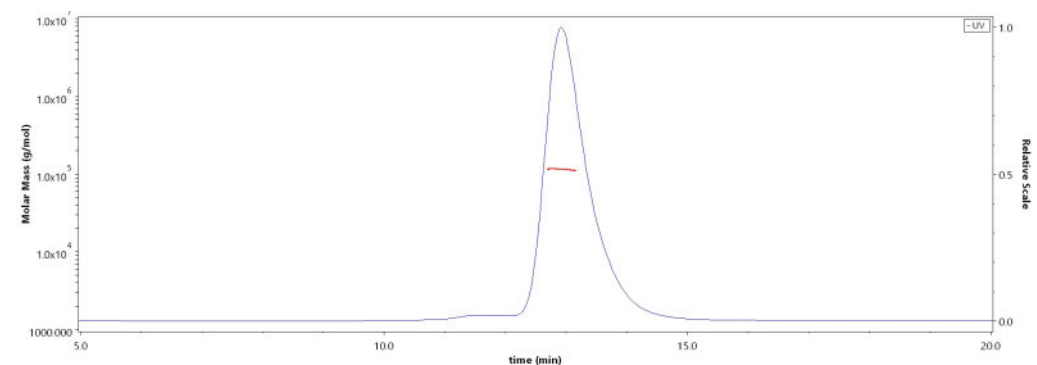
SDS-PAGE



Human OX40, Fc Tag on SDS-PAGE under reducing (R) condition. The gel was stained with Coomassie Blue. The purity of the protein is greater than 90% (With [Star Ribbon Pre-stained Protein Marker](#)).

Bioactivity-ELISA

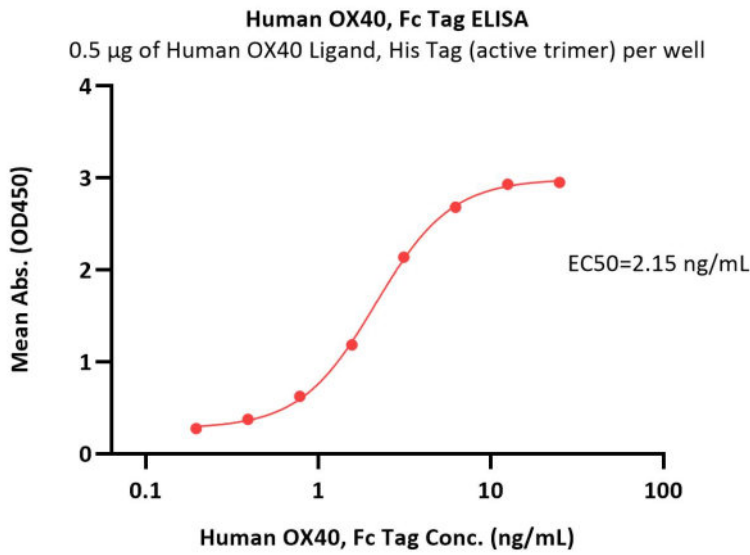
SEC-MALS



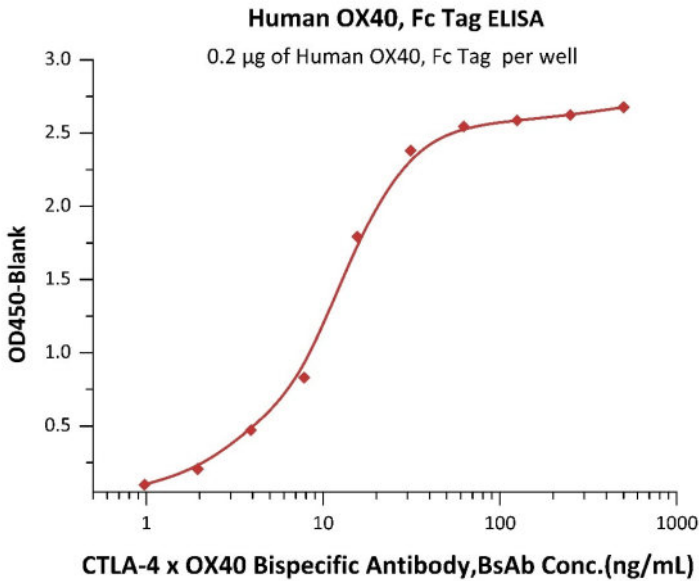
The purity of Human OX40, Fc Tag (Cat. No. OX0-H5255) is more than 85% and the molecular weight of this protein is around 110-140 kDa verified by SEC-MALS.
[Report](#)

Discounts, Gifts,
and more!





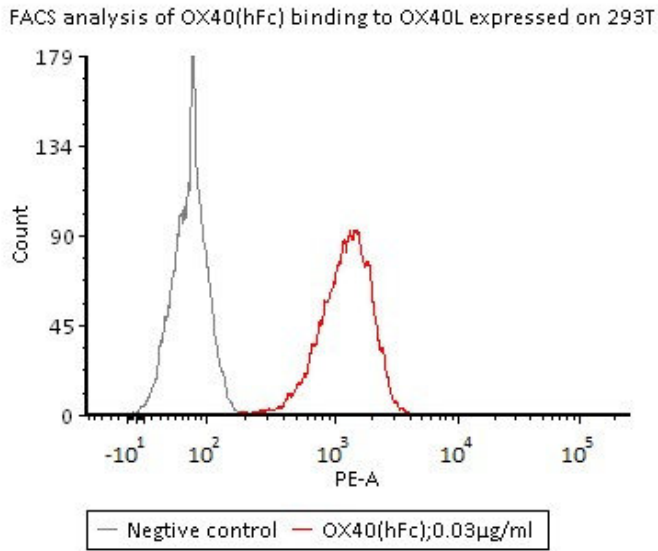
Immobilized Human OX40 Ligand, His Tag (active trimer) (Cat. No. OXL-H52Q8) at 5 µg/mL (100 µL/well) can bind Human OX40, Fc Tag (Cat. No. OX0-H5255) with a linear range of 0.4-3 ng/mL (QC tested).



Quantitative Analysis of CTLA-4 x OX40 Bispecific Antibody in Human Serum by Intact Assay.

Immobilized Human OX40, Fc Tag (Cat. No. OX0-H5255) at 2 µg/mL, add increasing concentrations of CTLA-4 x OX40 Bispecific Antibody in 50% Human serum and then add Biotinylated Human CTLA-4, Fc,Avitag (Cat. No. CT4-H82F3) at 0.2 µg/mL. Detection was performed using HRP-conjugated streptavidin with sensitivity of 2 ng/mL (Intact assay, Routinely tested).

Bioactivity-FACS



FACS assay shows that recombinant Human OX40, Fc Tag (Cat. No. OX0-H5255) can bind to 293T cell overexpressing human OX40L. The concentration of OX40 used is 0.03 µg/ml (Routinely tested).

Background

Tumor necrosis factor receptor superfamily member 4 (TNFRSF4) is also known as ACT35 antigen, OX40L receptor, TAX transcriptionally-activated glycoprotein 1 receptor, CD antigen CD134, OX40. OX40 / TNFRSF4 contains four TNFR-Cys repeats. TNFRSF4 is receptor for TNFSF4 / OX40L / GP34 and can interact with TRAF2, TRAF3 and TRAF5.

